

RG-EW1200R


AC1200 Dual-band Mesh Wi-Fi Extender



Highlights

- Cover your whole home network with one-click
- Built-in signal amplifiers, unbreakable Wi-Fi signal throughout your home
- Three-bar signal indicator guides you to find the best spot
- Reyee Mesh brings you unlimited signal connection everywhere you go
- More wireless mode options, more surprise
- Take control of your home network at your fingertips

Highlight Features




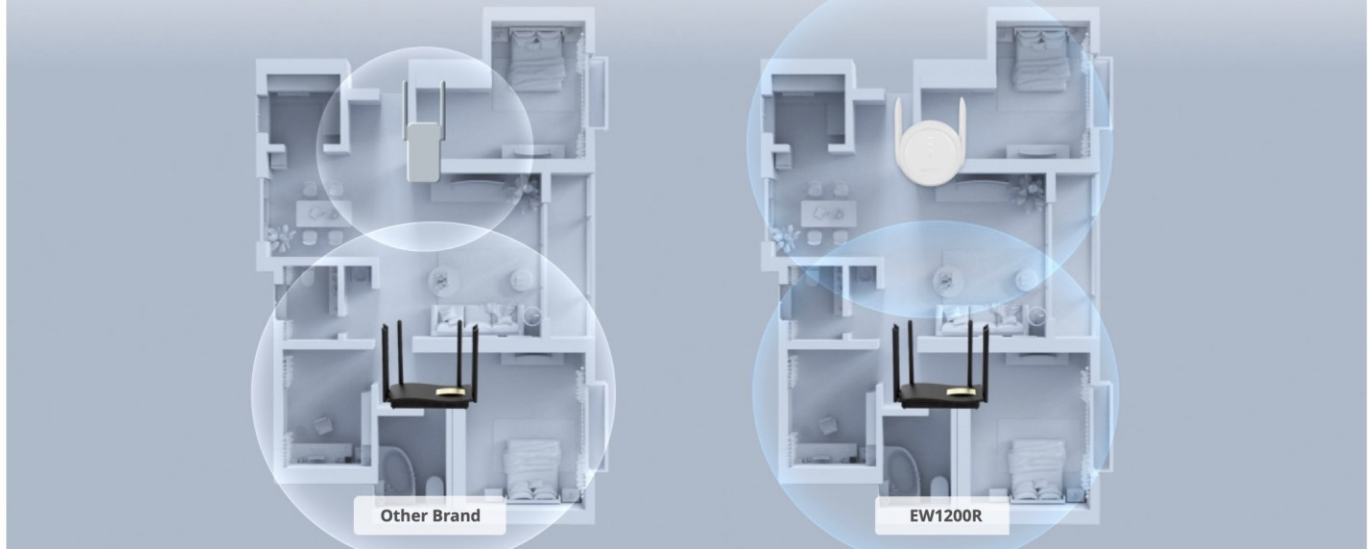
RG-EW1200R

Cover your Whole Home Network with One-click

Dual-band Mesh Wi-Fi Extender

Unbreakable Wi-Fi Signal throughout Your Home

Thanks to the built-in **signal amplifiers**, EW1200R can penetrate more walls and expand the signal to every single corner of your home.



Three-bar Signal Indicator Guides you to Find the Best Spot

EW1200R clearly shows you the signal strength and guides you the best spot to position the repeater, while others only give you the "Yes or No" answer

Highlight Features

Reyee Mesh Brings you Unlimited Signal Connection Everywhere you Go

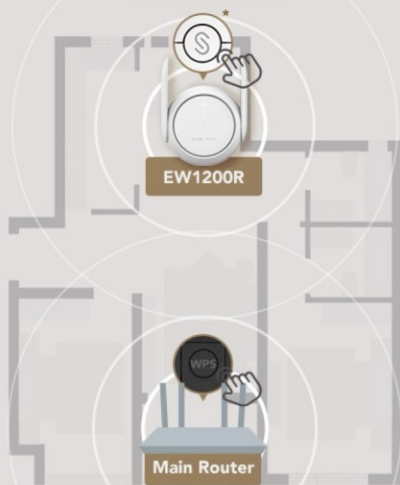
When the primary router is Reyee Mesh Wi-Fi series, mesh them up and enjoy the seamless network!



More Wireless Mode Options, More Surprise

WPS Mode WISP Mode Repeater Mode AP Mode

WPS Mode



Repeater Mode



* WPS / Mesh / Reset button all in one

Highlight Features

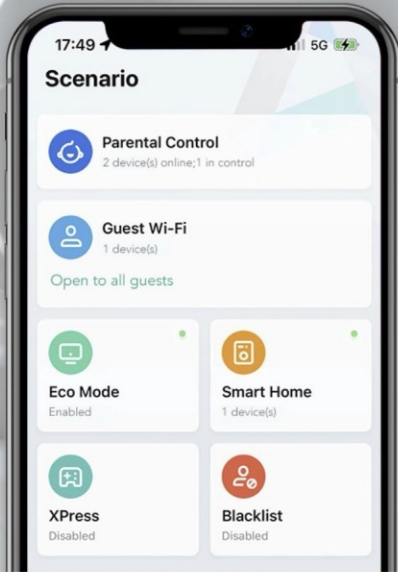
Unique Design, Delicate Look


You can barely find the cuter range extender in the market than EW1200R.



Take Control of Your Home Network at Fingertips

Set up your home network in Reyee Router App in two minutes. More Life-time Free functions are waiting for you to Explore, Experience,



-  Remote Reboot
-  Parental Control
-  Guest Wi-Fi



Hardware Specifications

Model	RG-EW1200R
Wi-Fi Radio	
Operating band	IEEE 802.11b/g/n, 2.400GHz~2.4835GHz; IEEE 802.11a/n/ac, 5.150GHz~5.350GHz; IEEE 802.11a/n/ac, 5.470GHz~5.725GHz; IEEE 802.11a/n/ac, 5.725GHz~5.850GHz
FEM	EPA
Max. Wi-Fi Speed	2.4 GHz, 300 Mbps 5 GHz, 867 Mbps
Maximum transmit power	<p>2.4 GHz:</p> <p>802.11b: 19 dBm</p> <p>802.11g: 6 Mbps 18 dBm; 54 Mbps 16 dBm</p> <p>802.11n: MCS0 18 dBm; MCS7 15 dBm</p> <p>2400 MHz ~ 2483.5 MHz</p> <p>5 GHz:</p> <p>802.11a: 6 Mbps 26 dBm; 54 Mbps 23 dBm</p> <p>802.11n: MCS0 26 dBm; MCS7 22 dBm</p> <p>802.11ac: MCS0 26 dBm; MCS9 20.5 dBm</p> <p>5150 MHz ~ 5350 MHz</p> <p>5470 MHz ~ 5725 MHz</p> <p>5725 MHz ~ 5850 MHz</p> <p>Note: The transmit power varies according to regulations in different countries and regions.</p>
Maximum transmit power(EIRP)	<p>Frequency bands using and the max EIRP:</p> <p>Note: Country specific restrictions apply</p> <p>European Union & United Kingdom:</p> <p>2400-2483.5 MHz, EIRP ≤ 20 dBm</p> <p>5150-5350 MHz, EIRP ≤ 23 dBm</p> <p>5470-5725 MHz, EIRP ≤ 30 dBm</p> <p>Myanmar:</p> <p>2400-2483.5 MHz, EIRP ≤ 23 dBm</p> <p>5725-5825 MHz, EIRP ≤ 30 dBm</p> <p>Thailand:</p> <p>2400-2483.5 MHz, EIRP ≤ 20 dBm</p> <p>5150-5350 MHz, EIRP ≤ 23 dBm</p> <p>5470-5725 MHz, EIRP ≤ 30 dBm</p> <p>5725-5825 MHz, EIRP ≤ 30 dBm</p> <p>Indonesia:</p> <p>2400-2483.5 MHz, EIRP ≤ 27 dBm</p> <p>5150-5350 MHz, EIRP ≤ 23 dBm</p> <p>5725-5825 MHz, EIRP ≤ 23 dBm</p> <p>Egypt:</p>

Hardware Specifications

Model	RG-EW1200R
	2400-2483.5 MHz, EIRP ≤ 20 dBm 5150-5350 MHz, EIRP ≤ 23 dBm Vietnam: 2400-2483.5 MHz, EIRP ≤ 23 dBm 5150-5350 MHz, EIRP ≤ 23 dBm 5470-5725 MHz, EIRP ≤ 30 dBm 5725-5825 MHz, EIRP ≤ 30 dBm
MIMO	2.4 GHz, 2 x 2 5 GHz, 2 x 2
Wi-Fi standard	Wi-Fi 5 (IEEE 802.11 ac)
Antenna	
Antenna	2 x external antennas
Antenna gain (2.4 GHz)	2 dBi
Antenna gain (5 GHz)	3 dBi
Certification and Regulatory Compliance	
Certification	CE
Dimensions and Weight	
Product dimensions (W x D x H)	101.5 mm x 127.5 mm x 77.1 mm (4 in. x 5.02 in. x 3.04 in.)
Weight	0.243 kg (0.54 lbs) (without packaging materials) 0.368 kg (0.81 lbs) (with packaging materials)
Environment and Reliability	
Operating humidity	5% RH to 95% RH (non-condensing)
Operating temperature	0 °C to +45 °C (32 °F to 113 °F)
Storage humidity	5% RH to 95% RH (non-condensing)
Storage temperature	-40 °C to +70 °C (-40 °F to 158 °F)
Port Specifications	
LEDs	1 x system status LED 3 x Mesh LEDs
Number of LAN/WAN ports	1 x 10/100BASE-T port
Power Supply and Consumption	

/ Hardware Specifications

Model	RG-EW1200R
Power supply	DC 12 V 1.25 A
Product Information	
Warranty	3 years
System Specifications	
RAM	64 MB

Software Specifications

Model	RG-EW1200R
Basic Configurations	
LED management	Yes
Internet access mode	PPPoE, DHCP, Static IP, WISP
Preconfiguration	Yes
Reset and keep configurations	No
Restoring factory defaults	Yes
Configuration backup	Yes
Local upgrade	Yes
Online upgrade	Yes
Scheduled upgrade	No
AP mode	Yes
Ethernet Switching	
WAN port aggregation	No
LAN port aggregation	No
Specifying the VLAN tag	No
IP Service	
Port mapping	Yes
ARP binding	Yes
Number of ARP binding entries	64
DDNS	Yes
No-IP DNS	Yes
Ruijie DDNS	No
NAT-DMZ	Yes
Number of port mapping entries	50

Software Specifications

Model	RG-EW1200R
UPnP	Yes
IPv6	No
Behavior Management	
Parental control	Yes
Client access control (based on MAC addresses)	Yes
Client access control (based on time)	Yes
Maximum number of controlled clients	32
Maximum number of parental control policies	No
Selecting clients from the client list to block their access to the Internet	Yes
Specifying MAC addresses of controlled clients	Yes
Ethernet Interface	
MAC address cloning	Yes
VLAN-based IPTV	No
Flow Control	
Flow control based on number of users	No
Standalone/Shared mode	Yes
Interface flow control	Yes
IPTV/VLAN	
Multiple IPTV ports	No
Multicast	
IGMP proxy	No
IGMP snooping	No

Software Specifications

Model	RG-EW1200R
Network Management and Monitoring	
Line detection	Yes
Arabic	Yes
Chinese (Hong Kong Traditional)	Yes
Chinese (Simplified)	Yes
English	Yes
Indonesian	Yes
Italian	Yes
Russian	Yes
Spanish (Latin America)	Yes
Thai	Yes
Turkish	Yes
Vietnamese	Yes
Ruijie Cloud management	Yes
Scheduled device restart	Yes
eWeb login password length	8 to 63 characters
Wired repeater mode	Yes
Wireless repeater mode	Yes
WISP mode	Yes
Rate Limiting	
Client-based rate limiting	No
Reyee Mesh 3.0	
Reyee Mesh 3.0	Yes

Software Specifications

Model	RG-EW1200R
Automatic switching between wired and wireless repeater mode	Yes
Recommended hop count	2
Maximum number of clients	192
Maximum number of devices	32
Security	
Encryption mode	Yes
System Performance Capacity	
Maximum number of concurrent clients	32 (2.4 GHz) 64 (5 GHz)
Recommended number of concurrent clients	8 (2.4 GHz) 16 (5 GHz)
IPTV/IGMP client capacity	No
IPTV/IGMP multicast capacity	No
IPTV/IGMP wired forwarding performance	25 Mbps
Recommended camera limit	4 (2.4 GHz) 10 (5 GHz)
VPN	
Number of concurrent tunnels supported by the OpenVPN server	No
Certificate authentication	No
OpenVPN bandwidth	No
OpenVPN client	No
OpenVPN server	No
Server domain name configuration	No
Username and password authentication	No
Number of concurrent tunnels supported by the PPTP VPN server	No

Software Specifications

Model	RG-EW1200R
PPTP VPN client	No
PPTP VPN server	No
Wireless Configuration	
Guest Wi-Fi	Yes
WLAN	
1024-QAM	No
MLO	No
DFS	Yes
802.11k/v roaming	No
Wi-Fi blocklist capacity	30
SSID hiding	Yes

Package Contents

Model	RG-EW1200R
Device	
Device	1
Manual	
User Manual	1
Warranty Card	1

Ruijie | ReYee

 Redefine your easy network



Ruijie Networks Co., Ltd.

Official Website: <https://Reyee.Ruijie.com>