

RG-EW300T

N300 Wireless 4G LTE Router



Highlights

- Cloud-managed
- Plug and Play
- 4 External Antennas
- 300Mbps Wireless Rate
- Three-year Warranty

Highlight Features

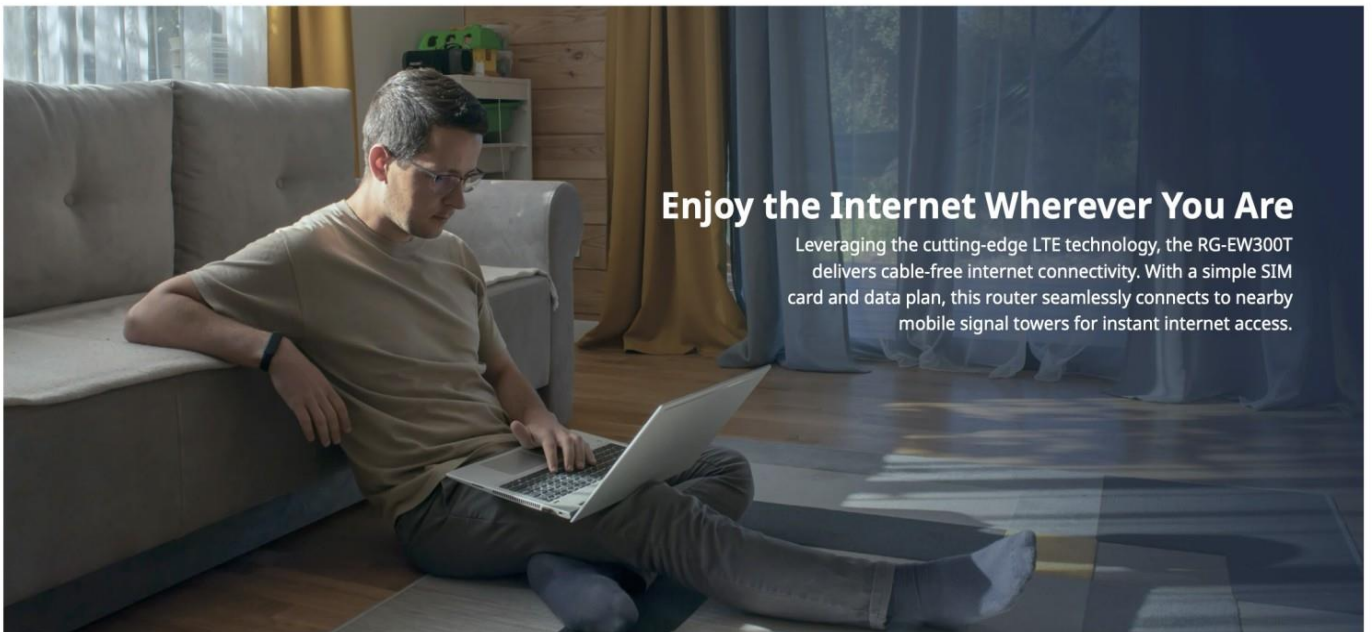
RG-EW300T, Always Stay Connected

Cloud-managed 300Mbps Wireless 4G LTE Router



Enjoy the Internet Wherever You Are

Leveraging the cutting-edge LTE technology, the RG-EW300T delivers cable-free internet connectivity. With a simple SIM card and data plan, this router seamlessly connects to nearby mobile signal towers for instant internet access.



No Configuration Needed, Plug and Play

Once you insert the SIM card and turn on the router, you're all set to surf the speedy 4G LTE network.



Highlight Features

High-Quality Hardware for Smooth Experience

Seamless Connectivity

Highly Adaptable

The router is equipped with 4 external antennas to ensure a more stable signal and broader coverage. Along with the 4G LTE modem, it is compatible with most service providers.



High-Quality Hardware for Smooth Experience

Seamless Connectivity

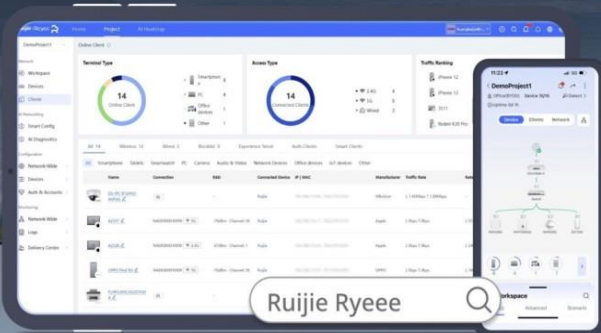
Highly Adaptable

3x10/100Mbps LAN Ports and 1x10/100Mbps LAN/WAN Port meet your wired terminal access needs. The fully functional LAN/WAN port allows you to use the RG-EW300T as a regular router, which is compatible with cable, fiber, and DSL modems.



Experience Internet Freedom

The Ruijie Ryeey APP provides incredible advanced features, allowing you to remotely manage your network at any time.



Network Status Monitoring




Online Device Monitoring



Remote Reboot



Password Changing



/ Highlight Features

RG-EW300T, Stay Connected Everywhere

The 4G LTE router RG-EW300T offers convenient, reliable, and seamless networking, catering to diverse scenarios.



House Without Wired Connection



Remote Area



Travel and Outdoors



Mobile Office



Hardware Specifications

Model	RG-EW300T
Wi-Fi Radio	
Operating band	IEEE 802.11b/g/n, 2.400GHz~2.4835GHz;
FEM	iPA
Max. Wi-Fi Speed	2.4 GHz, 300 Mbps LTE-FDD: TX 150Mbps RX50Mbps LTE-TDD: TX130Mbps RX 30Mbps
Maximum transmit power	2.4GHz: 802.11b: 1 Mbps 18 dBm 802.11g: 6 Mbps 18 dBm; 54 Mbps 16.5 dBm 802.11n: HT20: MCS0 18 dBm; MCS7 16.5 dBm HT40: MCS0 17 dBm; MCS7 16 dBm 4G-LTE: WCDMA: (23 dBm +1/-3 dB) LTE-FDD: (23 dBm ± 2 dB) LTE-TDD: (23 dBm ± 2 dB) Note: The transmit power varies according to regulations in different countries and regions.
Maximum transmit power(EIRP)	Frequency bands using and the max EIRP: Note: Country specific restrictions apply European Union & United Kingdom 2400-2483.5 MHz, EIRP ≤ 20 dBm Myanmar: 2400-2483.5 MHz, EIRP ≤ 23 dBm Thailand: 2400-2483.5 MHz, EIRP ≤ 20 dBm Indonesia: 2400-2483.5 MHz, EIRP ≤ 27 dBm Egypt: 2400-2483.5 MHz, EIRP ≤ 20 dBm Vietnam: 2400-2483.5 MHz, EIRP ≤ 23 dBm
MIMO	2.4 GHz, 2 x 2
Wi-Fi standard	Wi-Fi 4 (IEEE 802.11n) 4G-LTE: WCDMA: B1/B5/B8 LTE-FDD: B1/B3/B5/B7/B8/B20/B28 LTE-TDD: B38/B40/B41

Hardware Specifications

Model	RG-EW300T
Antenna	
Antenna	4 x external antennas
Antenna gain (2.4 GHz)	4 dBi
Antenna gain (5 GHz)	4G-LTE: 3 dBi
Certification and Regulatory Compliance	
Certification	CE, CB
Dimensions and Weight	
Product dimensions (W x D x H)	175mm*100mm*25mm (6.89in. x 4.72 in. x 1.06 in.)
Weight	0.25 kg (0.55 lbs) (without packaging materials) 0.31 kg (0.68 lbs) (with packaging materials)
Environment and Reliability	
Operating humidity	5% RH to 95% RH (non-condensing)
Operating temperature	0 °C to +40 °C (32 °F to 104 °F)
Storage humidity	5% RH to 95% RH (non-condensing)
Storage temperature	-40 °C to +70 °C (-40 °F to 158 °F)
Port Specifications	
LEDs	1 x power LED 1 x Wi-Fi LED 1 x Internet LED 3 x RSSI LEDs
LAN ports	3 x 10/100BASE-T ports
Number of LAN/WAN ports	1 x 10/100BASE-T port
WAN ports	1 x 10/100BASE-T port
Power Supply and Consumption	
Power supply	DC 12 V 1 A
Product Information	

Hardware Specifications

Model	RG-EW300T
Warranty	3 years
System Specifications	
RAM	64 MB

Software Specifications

Model	RG-EW300T
Basic Configurations	
LED management	Yes
Internet access mode	PPPoE, DHCP, Static IP, WISP
Preconfiguration	Yes
Reset and keep configurations	Yes
Restoring factory defaults	Yes
Configuration backup	Yes
Local upgrade	Yes
Online upgrade	Yes
Scheduled upgrade	No
AP mode	Yes
Ethernet Switching	
WAN port aggregation	No
LAN port aggregation	No
Specifying the VLAN tag	Yes
IP Service	
Port mapping	Yes
ARP binding	Yes
Number of ARP binding entries	64
DDNS	Yes
No-IP DNS	Yes
Ruijie DDNS	No
NAT-DMZ	Yes
Number of port mapping entries	50

Software Specifications

Model	RG-EW300T
UPnP	Yes
IPv6	Yes
Behavior Management	
Parental control	Yes
Client access control (based on MAC addresses)	Yes
Client access control (based on time)	Yes
Maximum number of controlled clients	32
Maximum number of parental control policies	No
Selecting clients from the client list to block their access to the Internet	Yes
Specifying MAC addresses of controlled clients	Yes
Ethernet Interface	
MAC address cloning	Yes
VLAN-based IPTV	Yes
Flow Control	
Flow control based on number of users	Yes
Standalone/Shared mode	Yes
Interface flow control	Yes
IPTV/VLAN	
Multiple IPTV ports	Yes
Multicast	
IGMP proxy	Yes
IGMP snooping	No
Network Management and Monitoring	

Software Specifications

Model	RG-EW300T
Line detection	Yes
Arabic	Yes
Chinese (Hong Kong Traditional)	Yes
Chinese (Simplified)	Yes
English	Yes
Indonesian	Yes
Italian	Yes
Russian	Yes
Spanish (Latin America)	Yes
Thai	Yes
Turkish	Yes
Vietnamese	Yes
Ruijie Cloud management	Yes
Scheduled device restart	Yes
eWeb login password length	8 to 63 characters
Wired repeater mode	Yes
Wireless repeater mode	Yes
WISP mode	Yes
Rate Limiting	
Client-based rate limiting	Yes
Reyee Mesh 3.0	
Reyee Mesh 3.0	No
Automatic switching between wired and wireless repeater mode	No

Software Specifications

Model	RG-EW300T
Recommended hop count	2
Maximum number of clients	192
Maximum number of devices	32
Security	
Encryption mode	Yes
System Performance Capacity	
Maximum number of concurrent clients	16(2.4 GHz)
Recommended number of concurrent clients	8 (2.4 GHz)
IPTV/IGMP client capacity	5
IPTV/IGMP multicast capacity	5
IPTV/IGMP wired forwarding performance	25 Mbps
Recommended camera limit	4 (2.4 GHz)
VPN	
Number of concurrent tunnels supported by the OpenVPN server	No
Certificate authentication	No
OpenVPN bandwidth	No
OpenVPN client	No
OpenVPN server	No
Server domain name configuration	No
Username and password authentication	No
Number of concurrent tunnels supported by the PPTP VPN server	No
PPTP VPN client	No
PPTP VPN server	No

Software Specifications

Model	RG-EW300T
Wireless Configuration	
Guest Wi-Fi	Yes
WLAN	
1024-QAM	No
OFDMA	No
MLO	No
DFS	No
802.11k/v roaming	No
Wi-Fi blocklist capacity	30
SSID hiding	Yes

Package Contents

Model	RG-EW300T
Accessories	
Ethernet cable	1
Power adapter	1
Device	
Device	1
Manual	
User Manual	1
Warranty Card	1

Ruijie | REYEE

 Redefine your easy network



Ruijie Networks Co., Ltd.

Official Website: <https://Reyee.Ruijie.com>